

5kW | Henley Sherwood



About:

The Sherwood 5 has received an energy rating of A+ and nearly 82% efficiency. It comes with an airwash system which helps to keep the glass clean. It features a tertiary air system. This creates a clean burn system where hot air pushed into the firebox above the normal height of the fire. This allows the excess gas to combust giving a cleaner burn.

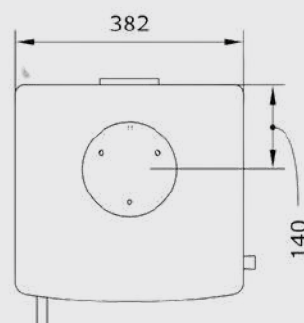
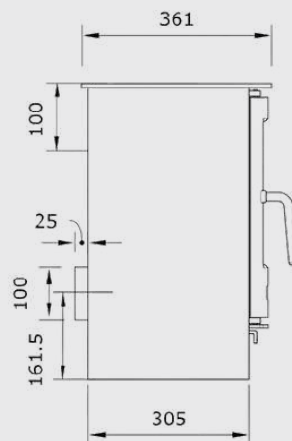
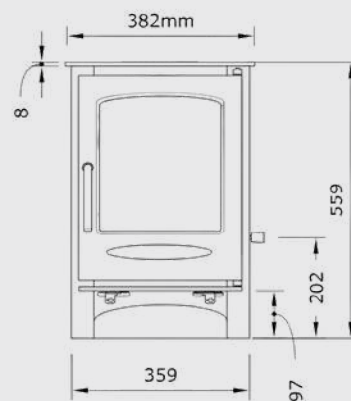
Features:

- 5kW Output**
- Efficiency: 81.4%**
- Multi-fuel**
- Matt Black Steel**
- Rear or Top Flue Outlet**
- Firebrick Lining**
- Height: 559mm
- Width: 382mm
- Depth: 361mm
- Flue: 125mm

Clearance to Combustibles:

- Rear: 500mm
- Sides: 500mm

Technical Drawing:



Certifications:



Sherwood 5kW:



Sherwood 5kW With Log Box:



Sherwood 5kW:
RRP: R13 995,00

Log Box Included:
RRP: R18 490,00

8kW | Henley Sherwood



About:

These stoves are external air ready if your house requires this but can be used as a standard stove as well. It comes with an airwash system which helps to keep the glass clean. It features a tertiary air system. This creates a clean burn system where hot air pushed into the firebox above the normal height of the fire. This allows the excess gas to combust giving a cleaner burn.

Features:

8kW Output
Efficiency: 78.3%

Multi-fuel

Matt Black Steel

Rear or Top Flue Outlet

Firebrick Lining

Height: 600mm

Width: 490mm

Depth: 380mm

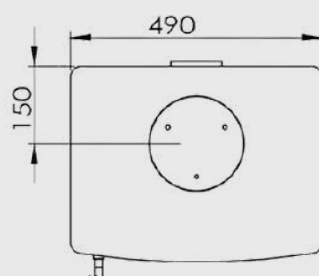
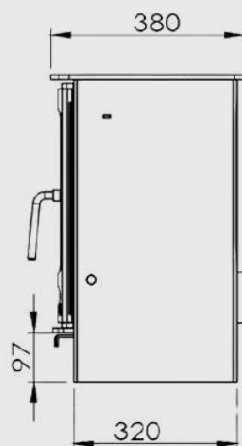
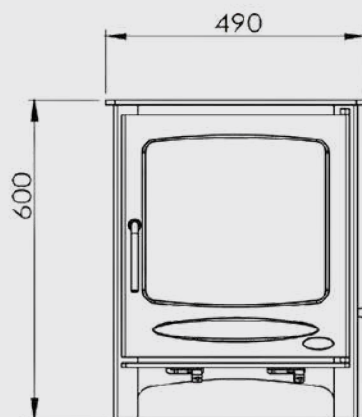
Flue: 153mm

Clearance to Combustibles:

Rear: 700mm

Sides: 700mm

Technical Drawing:



Certifications:



Sherwood 8kW:



Sherwood 8kW With Log Box:



Sherwood 8kW:
RRP: R18 995,00

Log Box Included:
RRP: R23 790,00

12kW | Henley Sherwood



About:

These stoves are external air ready if your house requires this but can be used as a standard stove as well. It comes with an airwash system which helps to keep the glass clean. It features a tertiary air system. This creates a clean burn system where hot air pushed into the firebox above the normal height of the fire. This allows the excess gas to combust giving a cleaner burn.

Features:

12kW Output
Efficiency: 77.1%
Multi-fuel

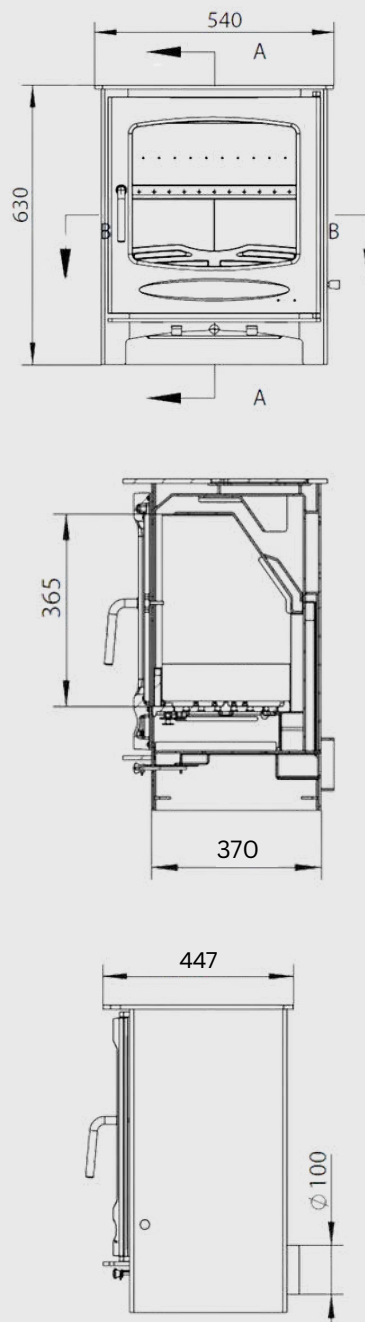
Matt Black Steel
Rear or Top Flue Outlet
Firebrick Lining

Height: 630mm
 Width: 540mm
 Depth: 447mm
 Flue: 153mm

Clearance to Combustibles:

Rear: 900mm
 Sides: 900mm

Technical Drawing:



Certifications:



Sherwood 12kW:



Sherwood 12kW With Log Box:



Sherwood 12kW:
 RRP: R22 995,00

Log Box Included:
 RRP: R27 990,00

10kW | Double Sided | Henley Sherwood



About:

Bring warmth and wow-factor into your home with this stunning 10kW double-sided fireplace. Designed to be the centerpiece of any space, its expansive glass panels offer a captivating view of the flames from both sides, creating a seamless connection between rooms. Powerful, efficient, and effortlessly stylish, it delivers exceptional heat while elevating your interior with a modern, luxurious feel. Perfect for open-plan living, this fireplace doesn't just heat your home – it transforms it.

Features:

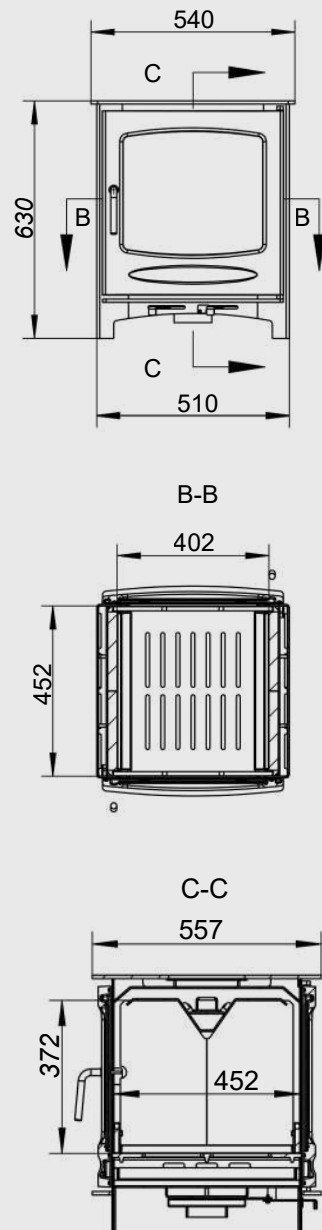
10kW Output
Efficiency: 76.7%
Multi-fuel
Matt Black Steel
Firebrick Lining

Height: 630mm
 Width: 540mm
 Depth: 452mm
 Flue: 153mm

Clearance to Combustibles:

Fronts: 1400 mm
Sides: 600 mm

Technical Drawing:



Certifications:



Sherwood 10kW DS:



Sherwood 10kW DS:
 RRP: R28 995,00

16kW | Henley Sherwood



About:

Introducing the Henley 16kW fireplace – the powerful next step in the much-loved Sherwood range. Designed for those who want more heat and more presence, this Henley features a beautifully large glass viewing window that showcases the fire in all its glory while delivering impressive warmth to larger spaces. With its sleek design and optional log box for added convenience and style, it's the perfect combination of performance and visual impact.

Features:

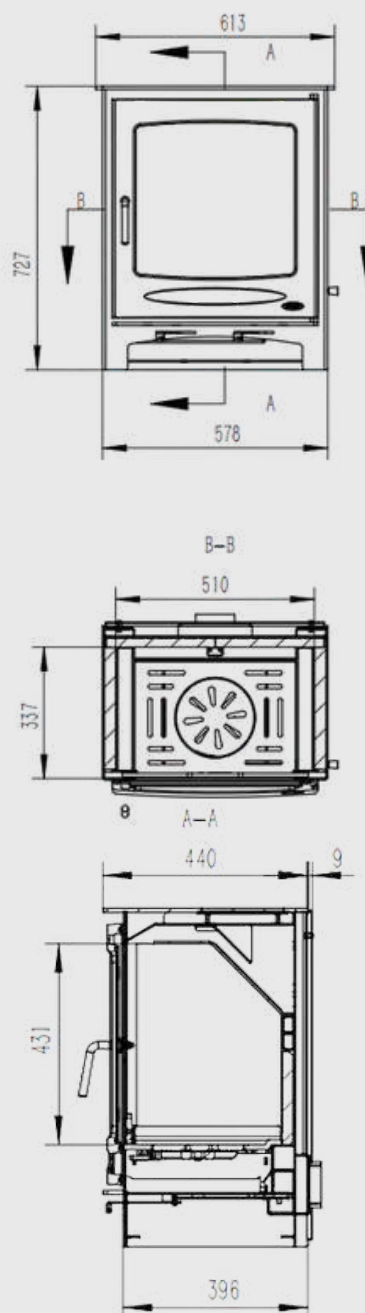
16kW Output
Efficiency: 74 %
Multi-fuel
Matt Black Steel
Firebrick Lining

Height: 727 mm
 Width: 613 mm
 Depth: 440 mm
 Flue: 153 mm

Clearance to Combustibles:

Rear: 900mm
 Sides: 900mm

Technical Drawing:



Certifications:



Sherwood 16kw:



Sherwood 16kW With Log Box:



Sherwood 16kW:
 RRP: R26 995,00

Log Box Included:
 RRP: R31 990,00

6.5kW | Henley Elmwood – Convection Unit



About:

Introducing the Elmwood Convection heater, Eco Design Ready with a 6.5kW heat output. The simplicity of the matt black finish combined with a classic yet modern Victorian design make this model a popular choice for new builds. Ecodesign is a new European-wide program to lower emissions and improve air quality. Ecodesign Ready stoves are the most environmentally friendly stoves available today and benefit from Low particle emissions. 90% better than open fires and 80- 84% better than older stoves.

Features:

6.5kW Output

Convection Unit

Efficiency: 79%

Fuel: Wood Burning

Matt Black Steel

Top Flue Outlet

Height: 688mm

Width: 574mm

Depth: 309mm

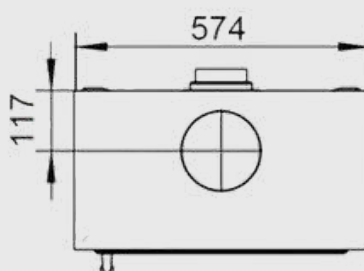
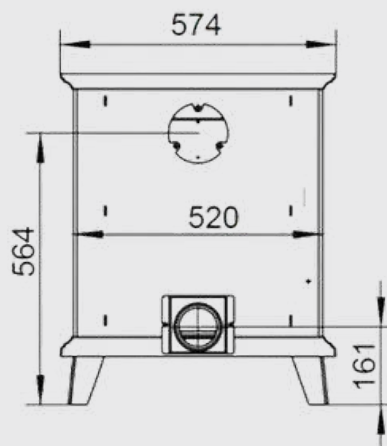
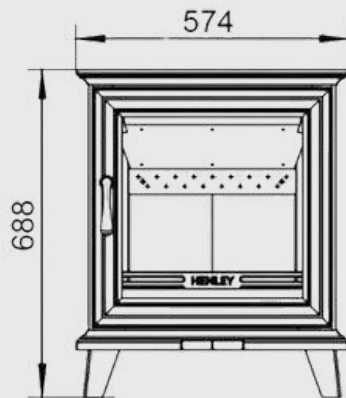
Flue: 125mm

Clearance to Combustibles:

Rear: 250mm

Sides: 250mm

Technical Drawing:



Certifications:



Available in Matt Black:



Price:
RRP: R22 995,00

14kW | Henley Druid Double Sided



About:

The Druid 14kW Double sided stove has opening doors on both sides. It is constructed from high grade steel with a heavy cast iron door.

It also has a double combustion system and cool to touch handle.

The stove has an external air facility allowing the air to come directly from outside your building rather than through a vent in the room.

Features:

14kW Output

Efficiency: 74%

Multi-fuel

Matt Black Steel

Rear or Top Flue Outlet

Firebrick Lining

Height: 628mm

Width: 590mm

Depth: 541mm

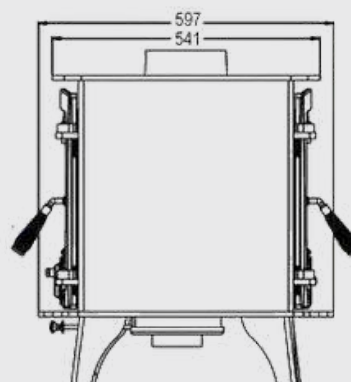
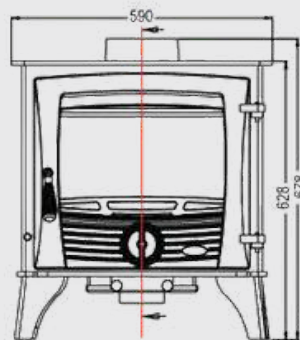
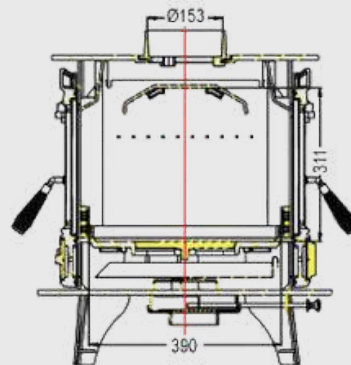
Flue: 153mm

Clearance to Combustibles:

Rear: 900mm

Sides: 900mm

Technical Drawing:



Certifications:



Available in Matt Black:



Price:
RRP: R31 695,00

16kW | Henley Druid



About:

The Druid 16kW multi-fuel stove is ideal for large living areas. It is constructed from high grade steel with a heavy cast iron door. It also has a double combustion system and cool to touch handle. It boasts an efficiency of 74%. It comes with an air wash system which helps to keep the glass clean.

It features a tertiary air system. This creates a clean burn system where hot air pushed into the firebox above the normal height of the fire. This allows the excess gas to combust giving a cleaner burn.

Features:

16kW Output

Efficiency: 74%

Multi-fuel

Matt Black Steel

Rear or Top Flue Outlet

Firebrick Lining

Height: 618mm

Width: 632mm

Depth: 436mm

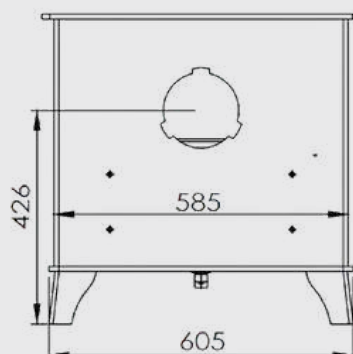
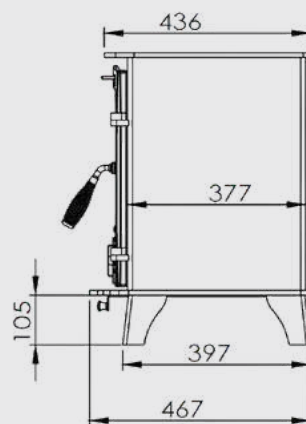
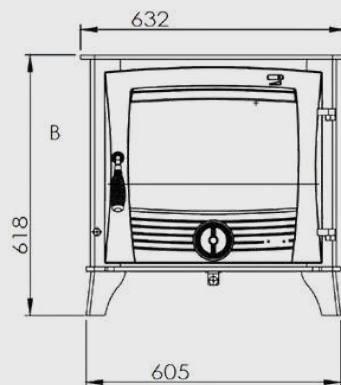
Flue: 153mm

Clearance to Combustibles:

Rear: 900mm

Sides: 900mm

Technical Drawing:



Certifications:



Available in Matt Black:



Price:
RRP: R28 995,00

21 kW | Henley Druid



About:

The Druid 21kW multi-fuel stove is ideal for large living areas. It is constructed from high grade steel with a heavy cast iron door. It also has a double combustion system and cool to touch handle. It boasts an efficiency of 74%. It comes with an air wash system which helps to keep the glass clean.

It features a tertiary air system. This creates a clean burn system where hot air pushed into the firebox above the normal height of the fire. This allows the excess gas to combust giving a cleaner burn.

Features:

21kW Output

Efficiency: 74%

Multi-fuel

Matt Black Steel

Rear or Top Flue Outlet

Firebrick Lining

Height: 675 mm

Width: 658 mm

Depth: 440 mm

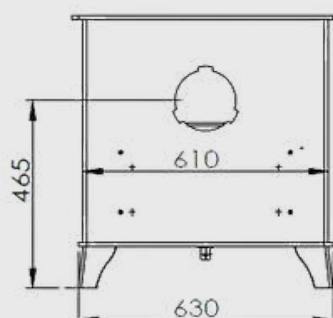
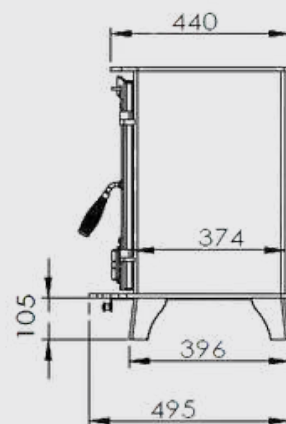
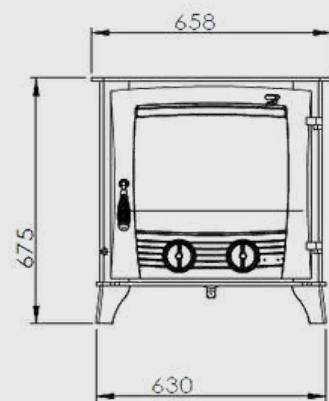
Flue: 153mm

Clearance to Combustibles:

Rear: 1000 mm

Sides: 1000 mm

Technical Drawing:



Certifications:



Available in Matt Black:



Price:
RRP: R37 995,00